



Settlement Patterns – Summary Sheet

Dispersed




- Isolated buildings scattered across countryside
 - surrounded by farmland
 - low population density
 - extreme physical characteristics. e.g. mountainous, Australian outback (hot climate)
-

Linear



- Buildings are arranged in a line along a road or river
 - Limited flat land
 - Linear along coastline
-

Nucleated



- Buildings clustered together in one area
- Located near a central feature such as church or crossroads
- flat land/gradient